

illuminate your world



Luma aluminium flat rooflights
Made-to-measure. Easy to install.

New

 **USFL**
GROUP

eurocell[®]



Transforming rooms into vibrant living spaces

It's no secret that exposure to natural light can do wonders for your physical and mental health. Daylight lifts your mood, makes you feel motivated, improves your productivity and helps you to sleep better. So, with all those benefits, doesn't it make sense to bring more daylight into your home? With Luma flat rooflights, you can.

Luma flat rooflights are elevated, fixed shut, flat roof windows with a sleek and contemporary look. And, unlike roof


lanterns, there are no bars across the glass to interrupt your view of the sky or cast shadows across your room. They're the perfect way to flood your home with natural light.

So, whether you're planning a new flat roof extension or want to breathe life into an existing one, adding Luma flat rooflights will totally transform the space.



Better by design

Here at Eurocell, we believe you should never have to compromise on quality or performance when you make improvements to your home. That's why innovation is at the heart of our Luma flat rooflights. We've built-in exclusive, market-leading features that come as standard to bring you a premium-quality product that performs excellently.



Thermally broken and glazing options for excellent energy efficiency

Luma's aluminium frame has an integrated thermal break, which reduces heat transfer. And it's available in double-glazed and triple-glazed options, with U-values of 1.3 W/m²K for double and 0.92 W/m²K for triple-glazed. So, you'll stay cool in summer and warm in winter and save money on energy bills.

Tinted laminated glass options

Luma is available with either neutral or blue tinted glass. Tinted glass still allows the light to flood in but reduces uncomfortable glare when the sun hits the glass.

Secured from the inside


Exclusive to Luma

The only flat rooflight which is fixed from the inside for added security.

Slimline modern profile with sleek seamless glazing

Exclusive to Luma

Luma's sleek aluminium frame and unique glazing tape mean there are no chunky frames or painted borders. And there are no bars across the glass to impede your view either. The inside is beautifully finished with a PVC plasterboard trim. The result is minimal framework and maximum daylight.



Integral drainage system

Exclusive to Luma

The outer frame includes a unique drainage system that allows moisture to drain away outside for added reassurance.



High performance self-cleaning glass


Luma features self-cleaning glass. It has a special coating that uses UV rays to break down organic matter on the surface, which then washes away when it rains. So, the glass stays cleaner for longer, and the need for regular washing is significantly reduced.

Available in square and rectangular designs

Luma flat rooflights are made to measure, allowing you to create a rooflight that perfectly fits your space and style.

Square designs range from 500 x 500mm to 1400 x 1400mm, and rectangular designs from 500mm wide up to 3000mm projection.¹ Add just one rooflight, or consider adding two or more for a large extension.

Luma flat rooflights are suitable for many projects, such as existing or new flat roof extensions, garage conversions, new builds and even garden rooms.



Weather-resistant powder-coated frame

Luma is built to withstand everything the British weather can throw at it. Its aluminium frame is powder coated for durability and has a UV-resistant, weather-tight seal. It also comes in a choice of finishes to complement your home. Opt for a standard black or white frame or choose from a range of painted colour options.²

Frame colours



MATT BLACK
RAL 9005



WHITE
RAL 9003



ANY RAL COLOUR
SPRAYED²

Glass options



NEUTRAL
TINTED



BLUE
TINTED

Luma flat rooflights at a glance



Rigid slimline aluminium profile

The visible framework is minimised, and daylight is maximised.



Secured from the inside

Fixed from the inside for added security.



Double or Triple glazed options

Laminated high performance self-cleaning glass.



Excellent energy efficiency

Thermally broken frame and U-values as low as 0.9.³



10-year guarantee

For peace of mind.

1. Subject to maximum glass area of 2.5m² (double-glazed) / 2m² (triple-glazed). May also be subject to Eurocell's handling restrictions.

2. Extended lead times apply

3. U-values of 1.3 W/m²K for double and 0.92 W/m²K for triple-glazed.



Future Homes Ready

Building Regulations are changing. In 2025 a new Future Homes Standard will be introduced, which requires all new homes to be future-proofed with low-carbon heating and world-leading levels of energy efficiency. So, we've designed Luma flat rooflights to be Building Regulations compliant. Not just for now but for the future too.

ARE YOU AN INSTALLER?

Easy to install and delivered straight to site

Luma flat rooflights are made to order in our factory, then delivered straight to site. They're easy to install, helping you complete the job quickly, with no fuss and no mess.

Our service promise to you

We know how important it is to you to keep your customers happy. That's why we take great pride in consistently providing a friendly, approachable service to make finding and getting what you and your customers need quick and easy. Here's how we help:



Quotes in under 1 hour

There's no waiting around. Just call, drop us an email or fill in the contact form on our website to request a quote, and we'll respond within an hour.⁵



Lead times to suit you

Tell us when you need the products to be on site, and we'll ensure they're there at the right time.



Order checking

Our orders are thoroughly checked prior to delivery, allowing you to get on with installing Luma right away.



Technical support line

Luma flat rooflights are easy to install, but if you need help, our expert technical team are just a phone call away.



Made-to-measure

Can be sized from 500 x 500mm up to 1400 x 3000mm.¹ Ask us for a quote.

2-5° installation pitch

Flexible installation options to minimise pooling of water.⁴

To find out more information call us on 0800 0556594
email us at info@usflgroup.com
or visit: www.USFLGroup.com

eurocell.co.uk/luma



⁴ Installation at 5° pitch is recommended
⁵ Applies within normal office working hours: Mon-Fri 8.30 - 17.00